

Measures that Matter

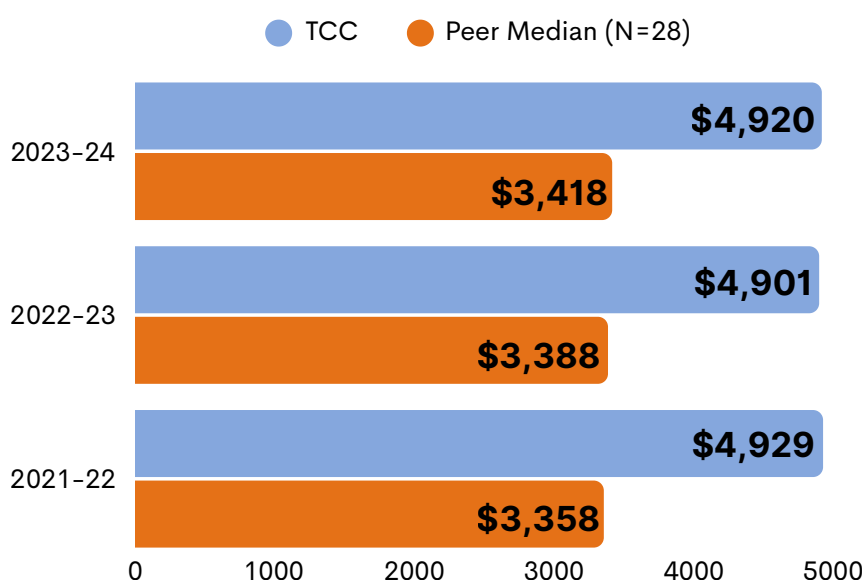
SPRING 2026

METRICS IN MOTION | FEDERAL REPORTING & THE BIG PICTURE

While federal reports often capture only a subset of our student population, they remain the primary lens through which U.S. higher education institutions' external profile is defined. This newsletter highlights data from the **Integrated Post-secondary Education Data System (IPEDS)** and **College Scorecard**, two primary federal reports. These federal reports track general *institutional data* such as cost, enrollment, completion, and financial aid; and *student outcome data* such as graduation, student debt, and earnings.

As you review these data, please keep in mind that while these reports provide an indispensable snapshot, they should be interpreted with caution. They often capture only a subset of our student population and do not paint a complete picture of our diverse community. However, because federal reporting is required, these datasets remain essential for policy development and analysis, institutional and peer bench-marking, guiding the decisions of prospective students and parents, and the procurement of resources such as software and surveys. Furthermore, in a landscape of federal uncertainty and evolving compliance standards, these benchmarks are critical for tracking reported outcomes and broader trends.

VALUE AND STABILITY: TUITION AND FEES



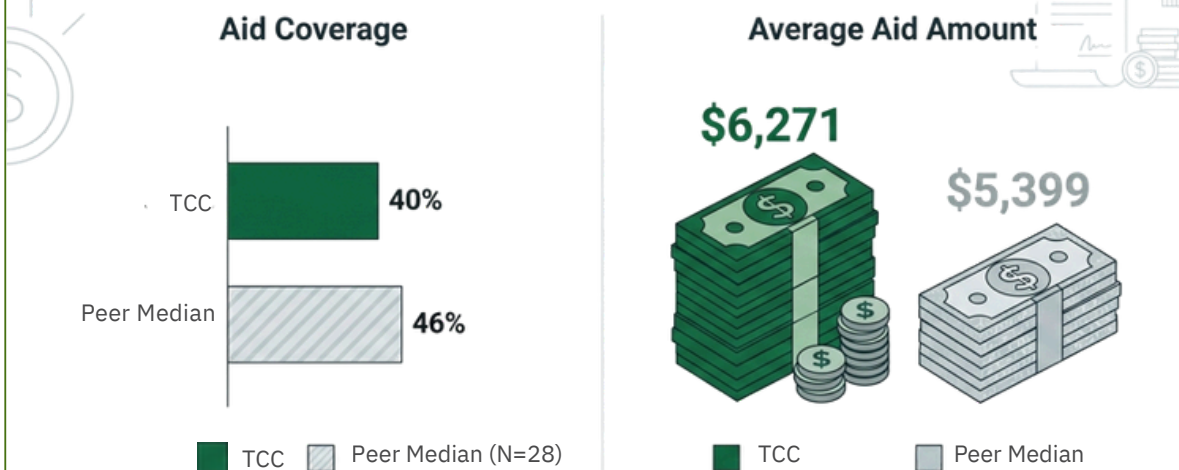
While TCC's tuition and fees are higher than those of its peer group, rates for full-time, first-time undergraduates remained virtually flat for both groups between 2021 and 2024.

Source: IPEDS data feedback report

FINANCIAL AID IMPACT: 2022-2023

Quality Over Quantity: High-value Financial Aid Awards

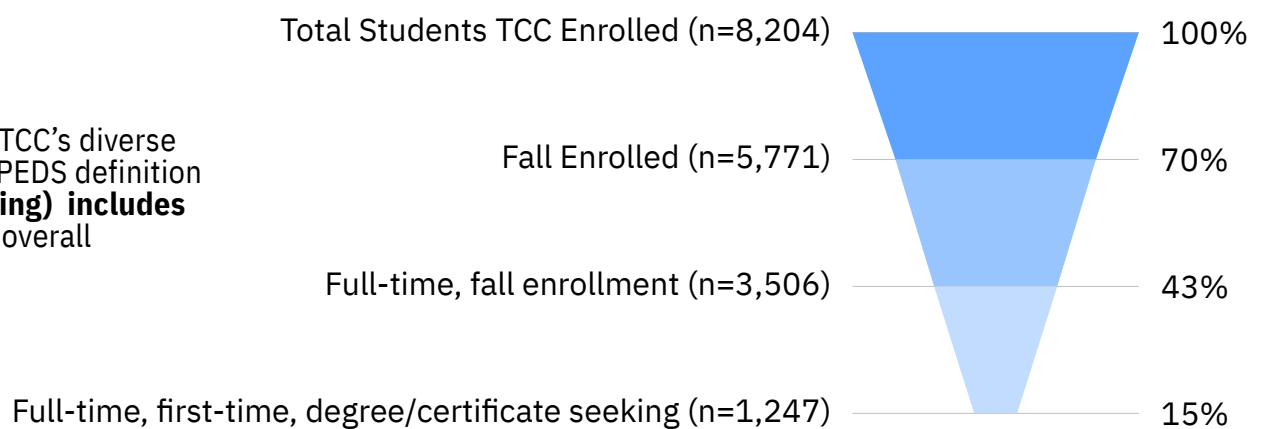
40% (approximately 3,282) of all TCC undergraduate students were awarded a grant or scholarship aid compared to 46% (approximately 4,656) of the students at peer institutions. However, on average, TCC students received \$6,271, 16% (\$872) more per student, than peers.



Fewer TCC students awarded aid, but those who did received 16% more funding than peers.

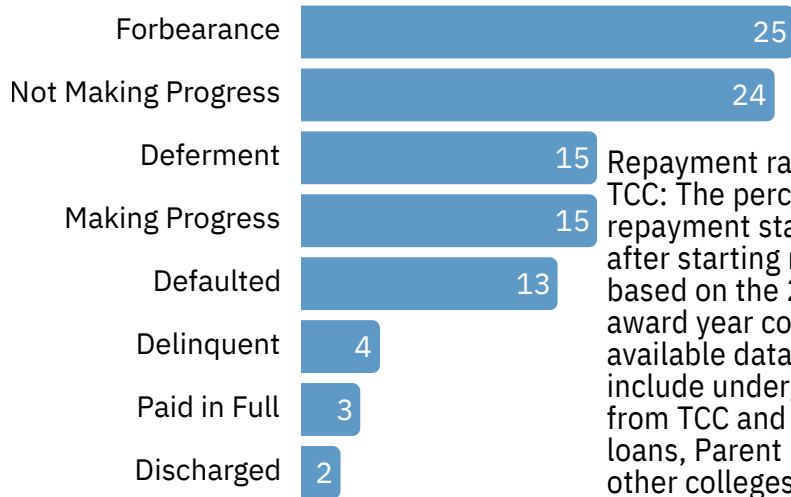
Source: IPEDS data feedback report

The IPEDS cohort represents only a fraction of TCC's diverse student body. For the 2024 IPEDS report, the IPEDS definition (**full-time, first-time, degree/certificate seeking**) includes 1,247 students, representing about 15% of our overall enrollment.



Measures that Matter

LOAN REPAYMENT RATES (%)

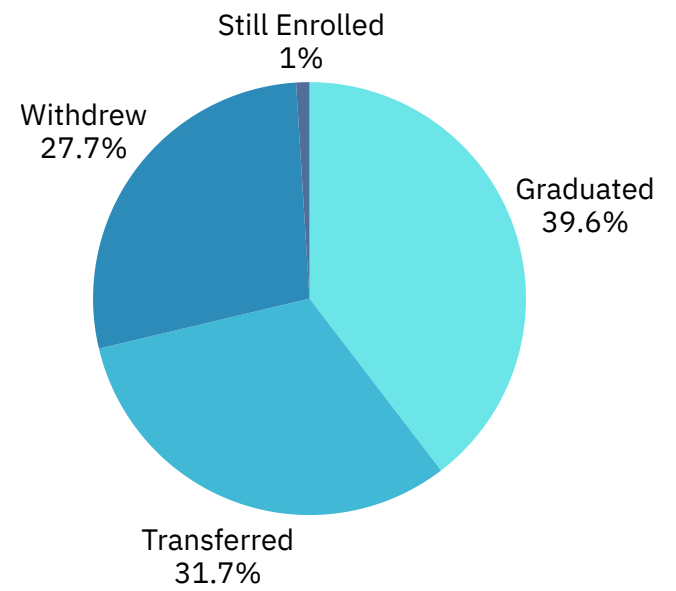


Repayment rate for loans taken out at TCC: The percentage of students in each repayment status category, two years after starting repayment. These rates are based on the 2015-16 and 2016-17 award year cohorts - the most recently available data. Also, these rates only include undergraduate federal loans from TCC and do not include private loans, Parent PLUS loans, or loans from other colleges.

Source: College Scorecard (n=2,426), Feb 2026

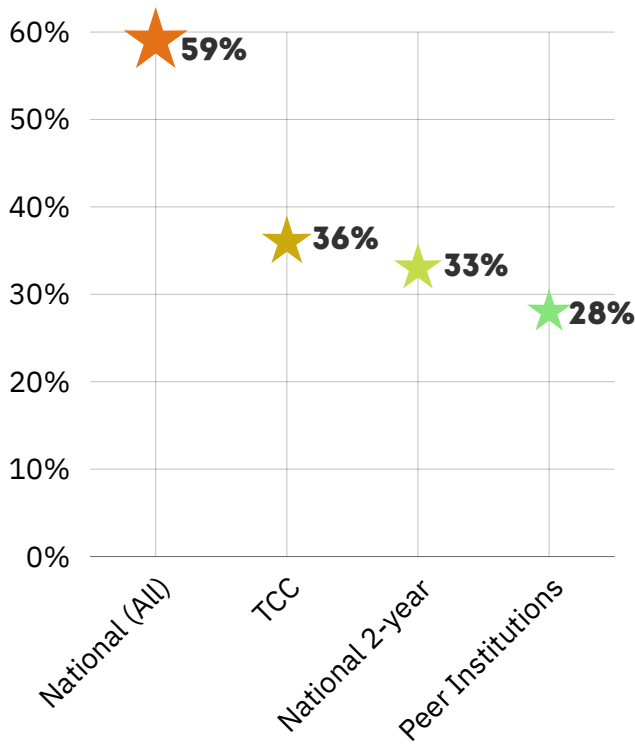
OUTCOMES 8 YEARS AFTER ATTENDING: 2015-2016 AWARD YEAR COHORTS

Pell Grant Recipients Only



Source: College scorecard (n=6,616), Feb 2026

GRADUATION RATE: WITHIN 8 YEARS



Source: College scorecard, Feb 2026

TCC's 36% graduation rate is 8 percentage points ahead of peer institutions and 3 percentage points above national benchmark for 2-year institutions. TCC's continued focus on student support and clear academic pathways is bridging the gap toward the 59% national rate.

MEDIAN EARNINGS



Source: College scorecard, Feb 2026

These median earnings are based on the median yearly incomes of former students who received federal aid ten years after entering college. Earnings are inflation adjusted to 2024 dollars.

Data Sources:

- *Integrated Postsecondary Education Data System (IPEDS)* is the U.S. Department of Education's National Center for Education Statistics (NCES) that gathers information from U.S. higher education institutions that participate in the federal student financial aid programs; IPEDS general link: <https://nces.ed.gov/ipeds/use-the-data>; IPEDS data for this newsletter is based on the 2024 TCC IPEDS data feedback report: direct link from NCES - <https://nces.ed.gov/IPEDS/DFR/2024/ReportPDF.aspx?unitid=236753>.
- *College Scorecard*: The college scorecard is the U.S. Department of Education's online tool designed to help students and families evaluate higher education institutions. The College Scorecard contains data on costs, completion, graduation, financial aid, student debt, and earnings for all degree-granting institutions. The College Scorecard data for this newsletter is based on data pulled before March 23, 2026. Please note that some of these numbers have since been updated on the College Scorecard website since the data these data were pulled. Here is the College Scorecard general link: <https://collegescorecard.ed.gov/compare>.

IPEDS cohort definition includes full-time, first-time degree/certificate-seeking undergraduate students, a subset of our student population. For context, from the 2024 IPEDS report total 12-month enrollment was 8,204 students, full-time 12-month enrollment was 4,471 students, and part-time 12-month enrollment was 3,733 students.

The peer institutions are based on TCC's national peer comparison group. Peer Institutions represent a group of colleges with similar characteristics such as size and programs. A list of the TCC national comparison peer institutions is included in the [TCC IPEDS data feedback report](#) and this group includes 28 institutions that were selected in an inclusive process by various partners across the college.

Percentages may not add to 100% due to suppression and rounding.

College Scorecard Pell grant definition: A Pell grant is money provided by the federal government to students to pay for college costs. Pell Grants do not need to be repaid and are given to students who have not earned a degree yet.

Check out the College Scorecard report for the technical definitions of the loan repayment categories: <https://collegescorecard.ed.gov/data/glossary#repayment-rate>.

Check out the Institutional Research page on the hub for other information and for previous Measures that Matter newsletters: TCC HUB>Departments>President's Office>Institutional Effectiveness>Institutional Research

For more information on this publication, contact: TCC Institutional Research Office: Victoria Ichungwa, vichungwa@tacomacc.edu

